

5GFT

5GFT100 12V 100AH

5GVRLA battery uses AGM technology and high-purity raw materials, Its good floating back up And large current discharge performance makes it optimal and economical choice for UPS/EPS.

Benefits

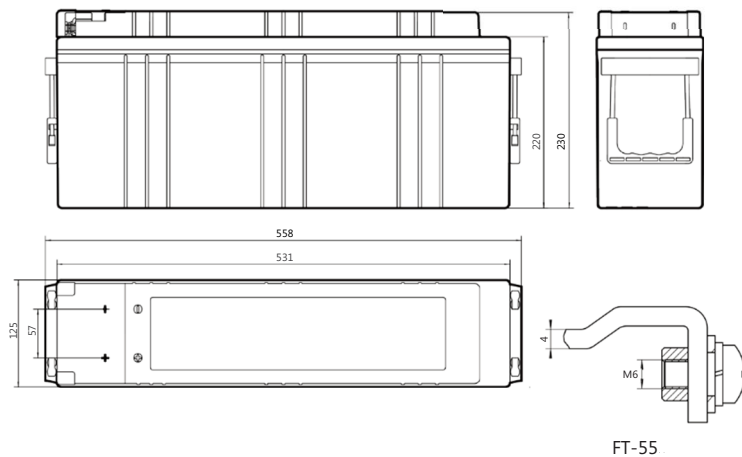
- Long life according to EUROBAT Classification
- High discharge performance
- High gas recombination efficiency
- Maximum charge efficiency
- Low self-discharge rate
- Easy installation and handling
- Centralized venting system



Applications

- Telecommunications
- Power system
- UPS
- Emergency power
- Data center

Drawing



Standards

- IEC 60896-21/22
- BS 6290-4
- EUROBAT guide

Specifications

Battery Model	5GFT100			
Design Life (years, 25°C)	12			
Capacity (Ah, 25°C)	10HR (10.0A, 1.80V)	5HR (18.0A, 1.80V)	3HR (26.48A, 1.80V)	1HR(55.9A, 1.75V)
	100	90	79.44	55.9
Dimensions (mm)	Length	Width	Height	Total Height
	558	125	230	230
Approx. Weight (kg)	36.3			
Reference Internal Resistance (m▲)	4.8 (fully charged @ 25°C)			
Maximum Discharge Current (A/3 Sec.)	895			
Self-Discharge (25°C)	≤1.5% per month			
Charge Voltage (V/cell, 25°C)	Cycle use		Float use	
	2.35 (-3.5mV/°C/cell), max charge current: 20A		2.25 (-3.5mV/°C/cell)	
Short Circuit Current (A)	2650			

TAB SPAIN, S.L.

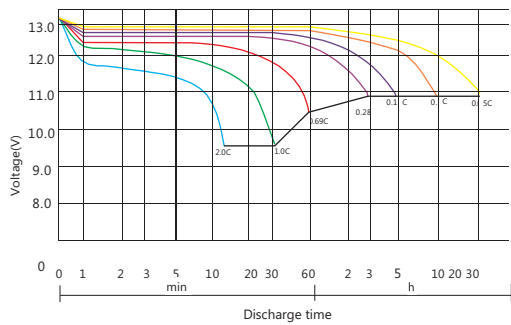
Lagasca, 26 1º derecha 28001 MADRID
B64008873 - info@tabspain.com www.tabspain.com

Discharge Data

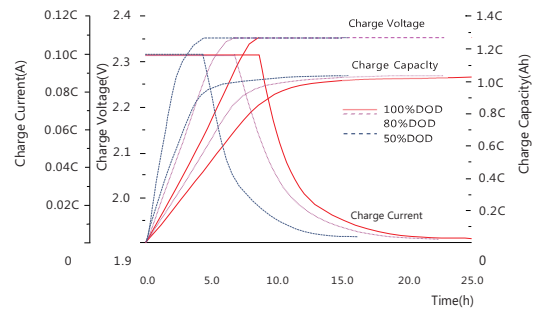
Constant Current Discharge Data (25°C, A)														
End Voltage (V/cell)	min					h								
	5	10	15	30	45	1	2	3	4	5	6	8	10	20
1.60	266.0	221.0	182.6	125.2	87.3	66.5	39.7	28.64	23.1	18.88	16.08	12.48	10.48	5.63
1.65	253.2	202.4	173.1	117.3	80.2	62.9	38.8	27.84	22.1	18.64	16.08	12.40	10.32	5.58
1.70	237.3	182.1	159.6	109.4	74.4	57.3	37.8	27.28	21.9	18.48	15.84	12.32	10.32	5.54
1.75	218.7	166.9	150.0	104.9	72.5	55.9	37.2	26.96	21.3	18.24	15.68	12.16	10.16	5.52
1.80	195.1	155.1	138.1	96.4	65.1	51.8	36.2	26.48	20.9	18.00	15.52	12.00	10.0	5.50

Constant Power Discharge Data (25°C, W/cell)														
End Voltage (V/cell)	min					h								
	5	10	15	30	45	1	2	3	4	5	6	8	10	20
1.60	485.4	416.8	342.4	214.4	178.4	134.4	80.00	54.40	44.64	36.00	30.88	24.00	20.16	10.88
1.65	460.4	393.6	323.2	206.4	173.6	129.6	78.64	53.20	44.16	35.84	30.80	23.84	20.13	10.84
1.70	428.0	366.4	313.6	198.4	168.8	128.0	77.36	52.40	43.52	35.68	30.64	23.76	20.10	10.80
1.75	403.2	338.4	286.4	192.0	166.4	124.0	76.64	51.84	43.04	35.44	30.40	23.60	20.00	10.76
1.80	375.2	310.4	265.6	184.0	161.6	121.6	74.60	51.44	42.8	35.12	30.24	23.44	19.76	10.71

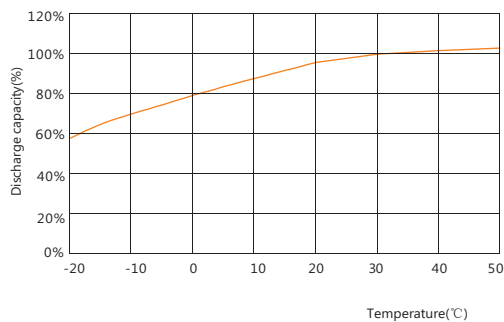
Performance Curve



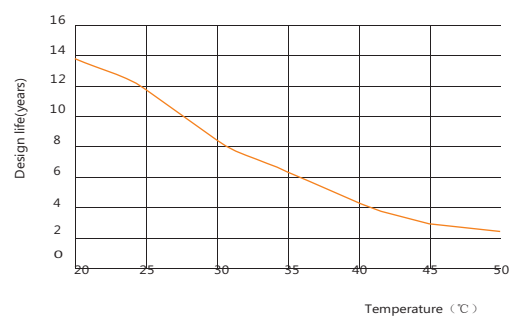
Discharge voltage vs. discharge time



Charge capacity vs. charge time



Discharge capacity vs. temperature



Design life vs. temperature