

# 5GVRLA

## 5GVRLA18 12V18Ah

5GVRLA battery uses AGM technology and high-purity raw materials, Its good floating back up And large current discharge performance makes it optimal and economical choice for UPS/EPS.

### Benefits

- Standard Commercial according to EUROBAT Classification
- Maximum charge efficiency
- High gas recombination efficiency
- Low self-discharge rate
- Easy installation and handling
- Vertical or horizontal installation

### Applications

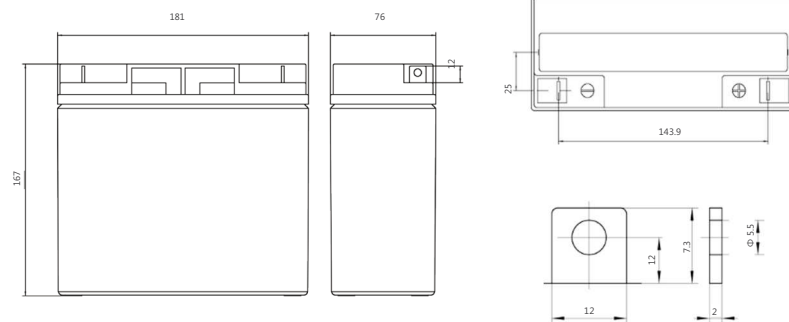
- UPS units
- Emergency power
- Starting generators
- EPS units

### Standards

- IEC 61056-1/2
- JIS C8702-1/2
- EUROBAT guide



### Drawing



SP-11

### Specifications

Battery Model	5GVRLA18			
Design Life (years, 25°C)	5			
Capacity (Ah, 25°C)	20HR (0.90A, 1.75V)	10HR (1.67A, 1.75V)	5HR (3.204A, 1.75V)	1HR(11.45A, 1.70V)
	18	16.7	16.02	11.45
Dimensions (mm)	Length	Width	Height	Total Height
	181	76	167	167
Approx. Weight (kg)	5.4			
Reference Internal Resistance (m▲)	14 ( full charged @ 25°C)			
Maximum Discharge Current (A/5 Sec.)	270			
Self-Discharge (25°C)	≤3% per month			
Charge Voltage (V/cell, 25°C)	Cycle use		Float use	
	2.45 (-3.5mV/°C/cell), max charge current: 5.4 A		2.27 (-3.5mV/°C/cell)	
Short Circuit Current (A)	460			

**TAB SPAIN, S.L.**

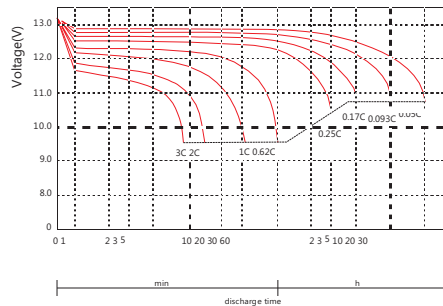
Lagasca, 26 1º derecha 28001 MADRID  
B64008873 - [info@tabspain.com](mailto:info@tabspain.com) [www.tabspain.com](http://www.tabspain.com)

## Discharge Data

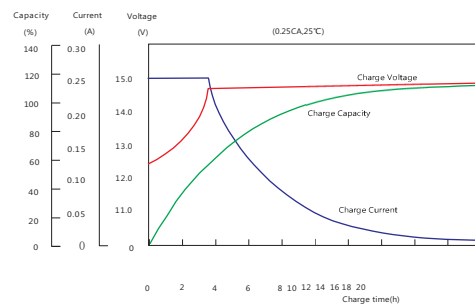
Constant Current Discharge Data (25°C, A)													
End Voltage (V/cell)	min						h						
	5	10	15	20	30	45	1	1.5	2	3	5	10	20
1.60	67.00	46.41	34.18	27.33	19.88	14.77	11.73	8.581	6.900	5.096	3.287	1.709	0.918
1.65	66.00	44.75	33.28	26.83	19.54	14.63	11.57	8.473	6.820	5.032	3.258	1.694	0.911
1.67	63.80	43.45	33.00	26.67	19.43	14.46	11.52	8.424	6.787	5.012	3.249	1.688	0.907
1.70	60.50	42.83	32.69	26.45	19.28	14.41	11.45	8.391	6.753	4.987	3.233	1.684	0.905
1.75	55.00	38.45	30.96	25.38	18.65	13.92	11.20	8.251	6.660	4.938	3.204	1.670	0.900
1.80	47.30	35.18	28.89	24.03	17.90	13.46	10.94	8.110	6.567	4.879	3.169	1.655	0.895

Constant Power Discharge Data (25°C, W/cell)													
End Voltage (V/cell)	min						h						
	5	10	15	20	30	45	1	1.5	2	3	5	10	20
1.60	118.9	84.61	64.37	52.36	38.43	28.79	23.00	16.89	13.628	10.102	6.537	3.405	1.830
1.65	117.7	82.45	63.05	51.55	37.87	28.59	22.73	16.73	13.500	9.997	6.492	3.383	1.823
1.67	115.0	80.47	62.74	51.38	37.73	28.30	22.65	16.66	13.46	9.968	6.481	3.374	1.817
1.70	109.9	79.60	62.39	51.04	37.51	28.23	22.55	16.61	13.41	9.930	6.455	3.370	1.816
1.75	101.3	72.03	59.37	49.13	36.41	27.38	22.12	16.37	13.25	9.850	6.412	3.349	1.808
1.80	87.8	66.55	55.68	46.75	35.06	26.53	21.68	16.12	13.094	9.749	6.353	3.326	1.800

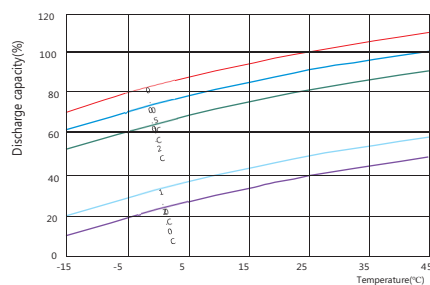
## Performance Curve



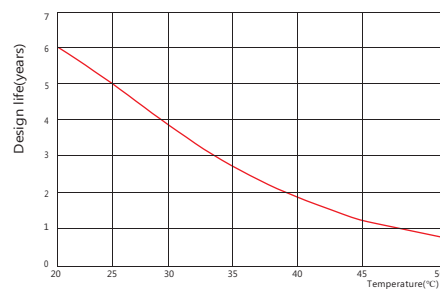
Discharge voltage vs. discharge time



Charge capacity vs. charge time



Discharge capacity vs. temperature



Design life vs. temperature

TAB SPAIN, S.L.

Lagasca, 26 1º derecha 28001 MADRID  
 B64008873 - [info@tabspain.com](mailto:info@tabspain.com) [www.tabspain.com](http://www.tabspain.com)