

5GVRLA

5GVRLA250 12V250Ah

5GVRLA series battery uses AGM and GEL hybrid technology, it has good deep cycle and large current discharge performance. As the economy-type solar battery, it can be widely used in renewable energy, electrical vehicle etc.

Benefits

- Deep cycle for solar application
- Good large current discharge performance
- High gas recombination efficiency
- Maximum charge efficiency
- Low self-discharge rate
- Easy installation and handling

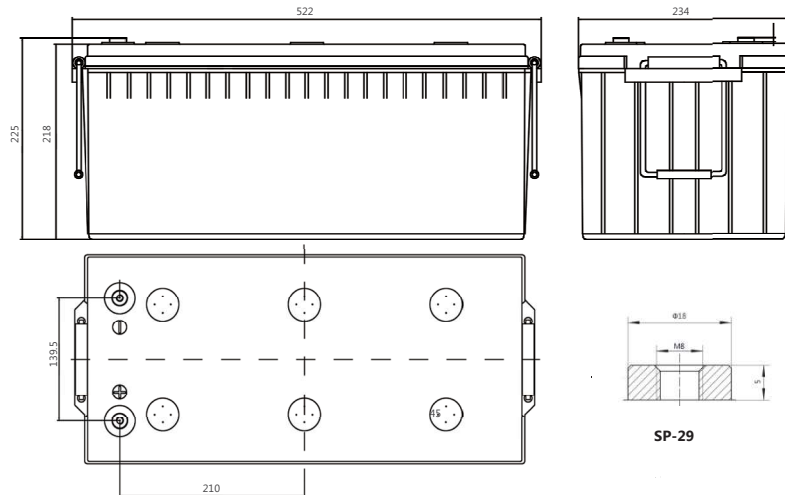
Applications

- Electrical Vehicle
- Renewable Energy
- Universal

Standards

- IEC 60896-21/22
- IEC 61427
- EUROBAT guide

Drawing



Specifications

Battery Model	5GVRLA200			
Design Life (years, 25°C)	10			
Capacity (Ah, 25°C)	100HR (7.12A, 1.75V)	10HR (20.0A, 1.75V)	5HR (37.95A, 1.75V)	3HR(58.12A, 1.75V)
	250	200	189	174
Dimensions (mm)	Length	Width	Height	Total Height
	522	234	218	227
Approx. Weight (kg)	63.5			
Reference Internal Resistance (mK)	3.0 (fully charged @ 25°C)			
Maximum Discharge Current (A/10 Sec.)	1530			
Self-Discharge (25°C)	≤3% per month			
Charge Voltage (V/cell, 25°C)	Cycle use		Float use	
	2.45 (-3.0mV/°C/cell), max charge current: 25A		2.35 (-3.0mV/°C/cell)	
Short Circuit Current (A)	2850			

TAB SPAIN, S.L.

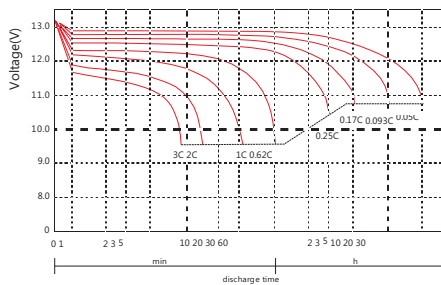
Lagasca, 26 1º derecha 28001 MADRID
 B64008873 - info@tabspain.com www.tabspain.com

Discharge Data

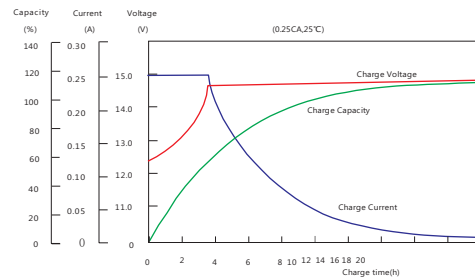
Constant Current Discharge Data (25°C, A)											
End Voltage (V/cell)	min				h						
	10	20	30	45	1	1.5	2	3	5	10	20
1.60	460.6	301.2	219.5	161.2	128.1	96.07	80.87	58.94	38.40	20.20	10.35
1.65	452.7	297.2	217.5	160.1	127.3	95.49	80.44	58.71	38.23	20.13	10.32
1.70	444.9	293.2	215.4	159.0	126.4	94.96	80.03	58.42	38.08	20.05	10.28
1.75	435.9	288.2	212.3	156.9	125.1	94.16	79.48	58.12	37.95	20.00	10.26

Constant Power Discharge Data (25°C, W/cell)											
End Voltage (V/cell)	min				h						
	10	20	30	45	1	1.5	2	3	5	10	20
1.60	799.4	544.7	405.4	302.2	243.4	185.1	157.2	115.5	75.76	39.97	20.51
1.65	794.8	544.2	404.3	301.5	242.3	184.4	156.7	115.3	75.62	39.92	20.48
1.70	790.1	542.4	402.9	300.9	241.9	183.9	156.5	115.2	75.45	39.87	20.46
1.75	784.6	538.7	400.7	299.5	240.8	183.1	156.2	115.0	75.37	39.82	20.45

Performance Curve



Discharge voltage vs. discharge time



Charge capacity vs. charge time

