

5GVRLA

5GVRLA26 12V26Ah

5GVRLA series battery uses AGM technology and high-purity raw materials. Its good floating back up and large current discharge performance makes it optimal and economical choice for UPS/EPS.

Benefits

- Long life according to EUROBAT Classification
- Maximum charge efficiency
- High gas recombination efficiency
- Low self-discharge rate
- Easy installation and handling
- Vertical or horizontal installation

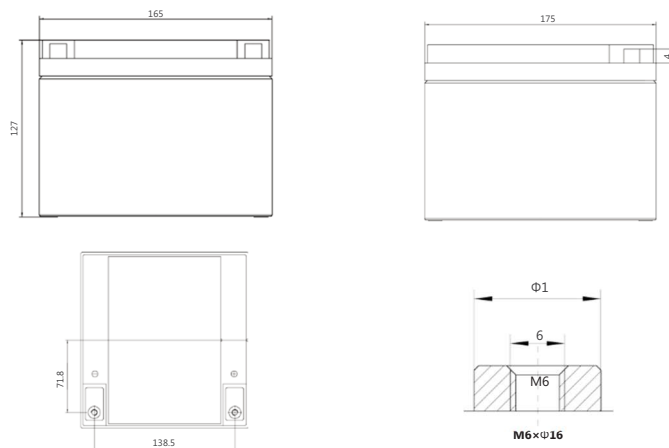
Applications

- UPS units
- Emergency power
- Starting generators
- EPS units

Standards

- IEC 61056-1/2
- JIS C8702-1/2
- EUROBAT guide

Drawing



Specifications

Battery Model	5GVRLA26			
Design Life (years, 25°C)	10			
Capacity (Ah, 25°C)	20HR (1.3A, 1.75V)	10HR (2.42A, 1.75V)	5HR (4.74A, 1.75V)	1HR(16.37A, 1.70V)
	26	24.2	23.5	16.37
Dimensions (mm)	Length	Width	Height	Total Height
	165	175	127	127
Approx. Weight (kg)	8.0			
Reference Internal Resistance (mK)	9.5 (full charged @ 25°C)			
Maximum Discharge Current (A/5 Sec.)	390			
Self-Discharge (25°C)	≤3% per month			
Charge Voltage (V/cell, 25°C)	Cycle use		Float use	
	2.45 (-3.5mV/°C/cell), max charge current: 7.8 A		2.27 (-3.5mV/°C/cell)	
Short Circuit Current (A)	670			

TAB SPAIN, S.L.

Lagasca, 26 1º derecha 28001 MADRID

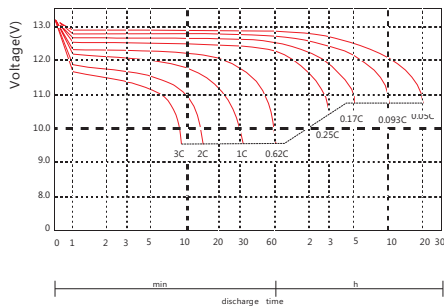
B64008873 - info@tabspain.com www.tabspain.com

Discharge Data

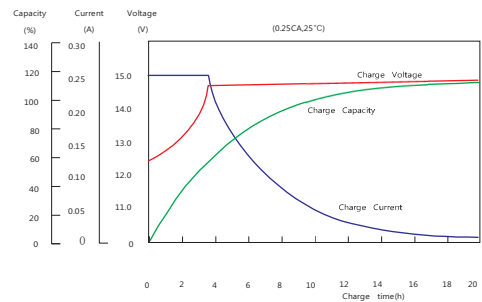
Constant Current Discharge Data (25°C, A)													
End Voltage (V/cell)	min						h						
	5	10	15	20	30	45	1	1.5	2	3	5	10	20
1.60	98.90	63.26	50.31	41.07	29.20	20.62	16.72	11.90	9.620	7.140	4.779	2.456	1.317
1.65	94.94	61.32	49.07	40.48	28.96	20.45	16.61	11.83	9.553	7.102	4.757	2.447	1.312
1.67	91.40	59.79	48.36	39.98	28.67	20.29	16.50	11.76	9.509	7.073	4.739	2.438	1.308
1.70	88.03	58.36	47.61	39.47	28.35	20.09	16.37	11.68	9.451	7.032	4.717	2.427	1.303
1.75	84.24	56.94	46.80	39.00	28.08	19.93	16.26	11.61	9.404	7.003	4.701	2.420	1.300
1.80	75.98	53.30	44.65	37.71	27.35	19.49	15.96	11.42	9.307	6.947	4.670	2.405	1.294

Constant Power Discharge Data (25°C, W/cell)													
End Voltage (V/cell)	min						h						
	5	10	15	20	30	45	1	1.5	2	3	5	10	20
1.60	180.7	118.6	96.04	79.25	56.75	40.32	32.86	23.48	19.05	14.18	9.520	4.909	2.636
1.65	174.1	115.4	93.92	78.37	56.43	40.11	32.74	23.41	18.96	14.15	9.498	4.902	2.634
1.67	168.2	112.9	92.86	77.68	56.06	39.91	32.59	23.31	18.92	14.12	9.485	4.895	2.633
1.70	162.7	110.7	91.68	76.81	55.54	39.58	32.40	23.20	18.84	14.06	9.458	4.880	2.627
1.75	156.3	108.4	90.38	76.08	55.12	39.35	32.23	23.12	18.78	14.03	9.445	4.877	2.626
1.80	142.0	101.9	86.52	73.76	53.84	38.60	31.73	22.80	18.64	13.96	9.404	4.858	2.619

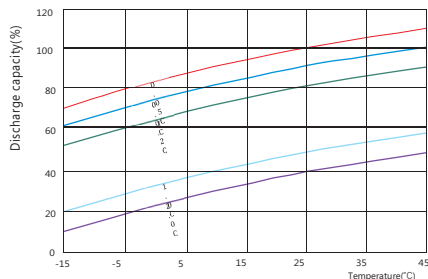
Performance Curve



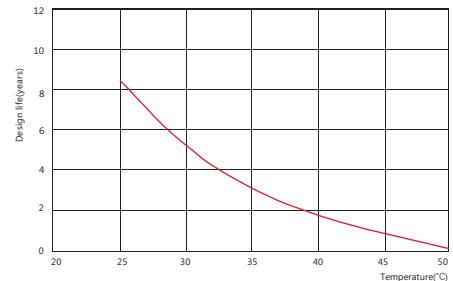
Discharge voltage vs. discharge time



Charge capacity vs. charge time



Discharge capacity vs. temperature



Design life vs. temperature

TAB SPAIN, S.L.

Lagasca, 26 1º derecha 28001 MADRID
B64008873 - info@tabspain.com www.tabspain.com