

5GVRLA

5GVRLA42 12V42Ah

5GVRLA series battery uses AGM technology and high-purity raw materials. Its good floating back up and large current discharge performance makes it optimal and economical choice for UPS/EPS.

Benefits

- Long life according to EUROBAT Classification
- Maximum charge efficiency
- High gas recombination efficiency
- Low self-discharge rate
- Easy installation and handling
- Vertical or horizontal installation

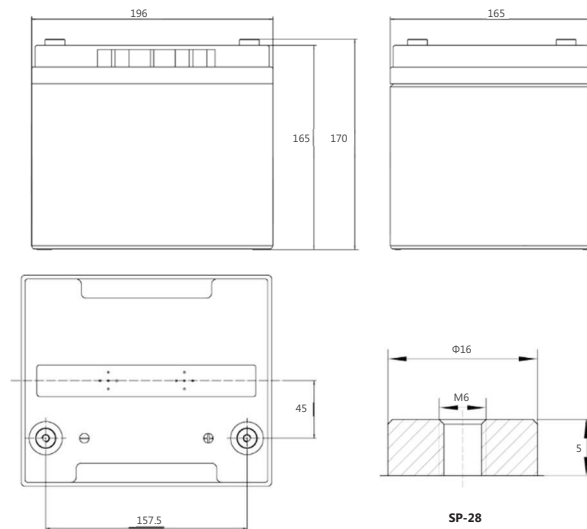
Applications

- UPS units
- Emergency power
- Starting generators
- EPS units

Standards

- IEC 60896-21/22
- JIS C8704-1/2
- EUROBAT guide

Drawing



Specifications

Battery Model	5GVRLA42			
Design Life (years, 25°C)	10			
Capacity (Ah, 25°C)	20HR (2.12A, 1.80V)	10HR (4.20A, 1.80V)	5HR (7.14A, 1.75V)	1HR(24.44A, 1.70V)
	42.4	42	35.7	24.44
Dimensions (mm)	Length	Width	Height	Total Height
	196	165	165	170
Approx. Weight (kg)	12.8			
Reference Internal Resistance (mK)	8.5 (full charged @ 25°C)			
Maximum Discharge Current (A/5 Sec.)	630			
Self-Discharge (25°C)	≤2% per month			
Charge Voltage (V/cell, 25°C)	Cycle use		Float use	
	2.40 (-3.5mV/°C/cell), max charge current: 12.6 A		2.27 (-3.5mV/°C/cell)	
Short Circuit Current (A)	1400			

TAB SPAIN, S.L.

Lagasca, 26 1º derecha 28001 MADRID

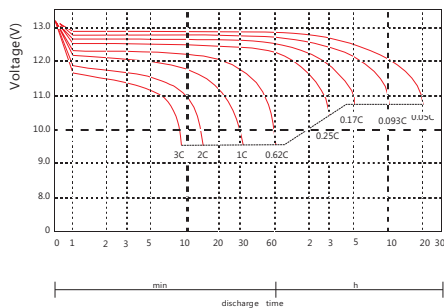
B64008873 - info@tabspain.com www.tabspain.com

Discharge Data

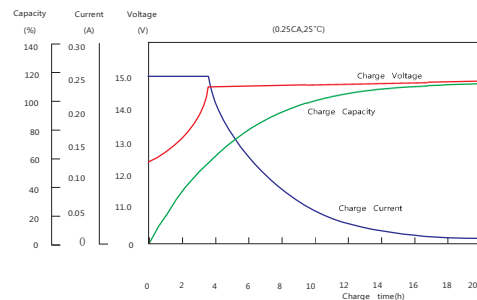
Constant Current Discharge Data (25°C, A)													
End Voltage (V/cell)	min						h						
	5	10	15	20	30	45	1	1.5	2	3	5	10	20
1.60	143.8	94.50	73.20	57.35	44.76	35.00	26.44	21.37	16.50	11.98	7.360	4.530	2.340
1.65	138.6	91.30	70.09	54.71	42.74	33.60	25.43	20.50	15.90	11.61	7.290	4.450	2.290
1.67	137.2	90.38	68.83	53.77	42.08	33.07	24.95	20.20	15.60	11.44	7.259	4.420	2.260
1.70	135.2	89.10	67.29	52.61	41.26	32.40	24.44	19.82	15.30	11.25	7.200	4.380	2.230
1.75	130.1	85.40	64.58	50.35	39.55	30.85	23.10	18.80	14.70	10.89	7.140	4.310	2.180
1.80	122.2	81.67	61.86	48.57	38.23	29.30	21.78	18.00	14.00	10.50	6.960	4.200	2.120

Constant Power Discharge Data (25°C, W/cell)													
End Voltage (V/cell)	min						h						
	5	10	15	20	30	45	1	1.5	2	3	5	10	20
1.60	264.0	185.0	144.0	117.6	93.10	73.30	52.60	43.00	34.22	23.30	16.80	9.040	4.750
1.65	258.0	178.0	139.0	113.3	90.80	70.80	51.05	42.50	33.60	22.90	16.40	8.890	4.650
1.67	255.0	175.4	137.3	111.4	89.18	69.19	50.66	41.80	33.28	22.70	16.23	8.872	4.610
1.70	251.0	172.0	135.0	109.1	87.20	67.30	49.18	41.00	32.83	22.40	16.00	8.780	4.560
1.75	243.0	168.0	130.6	104.9	83.80	65.00	46.65	40.50	32.15	22.10	15.70	8.650	4.485
1.80	234.3	160.0	126.0	100.7	80.00	62.30	44.30	39.00	31.59	21.70	15.40	8.450	4.375

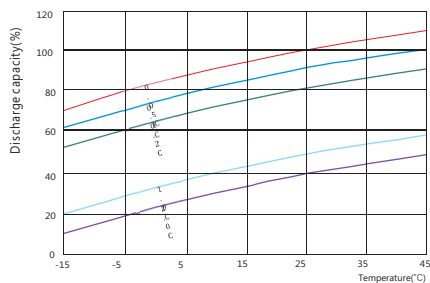
Performance Curve



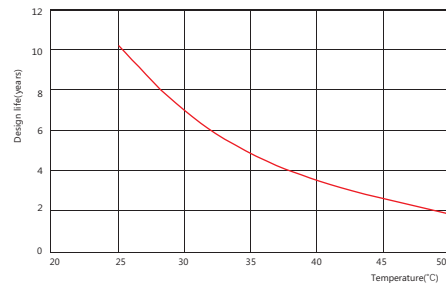
Discharge voltage vs. discharge time



Charge capacity vs. charge time



Discharge capacity vs. temperature



Design life vs. temperature

TAB SPAIN, S.L.

Lagasca, 26 1º derecha 28001 MADRID
 B64008873 - info@tabspain.com www.tabspain.com